

University of Delhi Undergraduate Admissions 2016

Step-By-Step Guide for Applicants

1. Log on to www.ug.du.ac.in/app2 where the Applicants will be able to see the “Home Page” for **Undergraduate Admissions 2016**.

The screenshot shows the homepage of the University of Delhi Undergraduate Admissions 2016-2017 portal. The header includes the University of Delhi logo and name in Hindi and English, along with navigation links for 'DU Website', 'Undergraduate Admissions 2016 Bulletin of Information', and a 'Support' dropdown. A secondary navigation bar contains 'Important Information', 'College Information', 'Important Dates', and 'Sports Notification'. A 'Download Bulletin of Information' button is visible. The main content area features a message: 'Thank you for your overwhelming response to University of Delhi Undergraduate Admissions 2016-2017. New registrations for Admission to Undergraduate Courses 2016-2017 are now **CLOSED!**'. Below this is an 'IMPORTANT' section with a list of bullet points regarding application requirements and university policies. A disclaimer is provided at the bottom of the main content area. On the right side, there is a 'Registered User Login' section with input fields for 'Username' and 'Password', a 'Captcha Verification' area with a 'jaggam' logo and a text input field, a 'Login' button, and links for 'Forgot Password?' and 'Resend Verification Link?'.

2. Log in to the account with registered email id and password.

This is a close-up view of the 'Registered User Login' form. It contains the following elements: a 'Username' input field with an asterisk indicating it is required; a 'Password' input field with an asterisk; a 'Captcha Verification' section featuring the 'jaggam' logo and a text input field with the label 'Type the text'; a small note below the captcha that says '* Click on the text to change'; a prominent blue 'Login' button; and at the bottom, two links: 'Forgot Password? Click to Reset your Password' and 'Resend Verification Link?'.

3. After login in, the Applicant can check their respective Sports and ECA marks (if applied in any).

दिल्ली विश्वविद्यालय
University of Delhi

Home Undergraduate Admissions 2016
Bulletin of Information

Q Cutoff Finder

My Details (DU165000001)

Q My Applications

University of Delhi Undergraduate Admissions 2016

Admissions open under 1st Cut-Off

Please click the button below to select college(s) in which you want your application to be considered.

Apply Now

Sports Quota Eligibility and Marks

Please click the button below to see your eligibility for admissions under sports quota.

Click to view

4.a On the dashboard, in the “**Cut-off Finder**” section, Applicant can view the respective cut-offs for every course and respective college.

4.b For admission in respective cut-offs click on ‘**Apply Now**’ under “**Admissions open under cut-off**” to apply in different courses of various colleges.

दिल्ली विश्वविद्यालय
University of Delhi

Home Undergraduate Admissions 2016
Bulletin of Information

Q Cutoff Finder

My Details (DU165000001)

Q My Applications

University of Delhi Undergraduate Admissions 2016

Admissions open under 1st Cut-Off

Please click the button below to select college(s) in which you want your application to be considered.

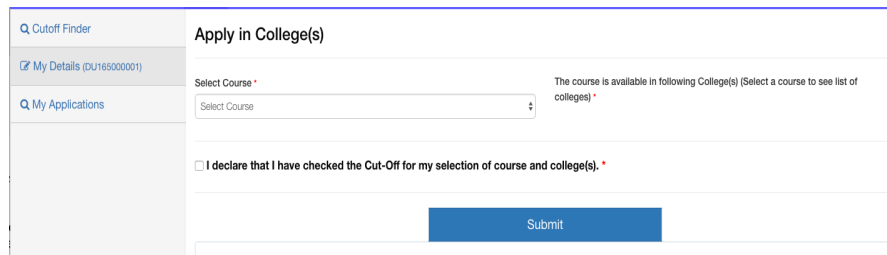
Apply Now

Sports Quota Eligibility and Marks

Please click the button below to see your eligibility for admissions under sports quota.

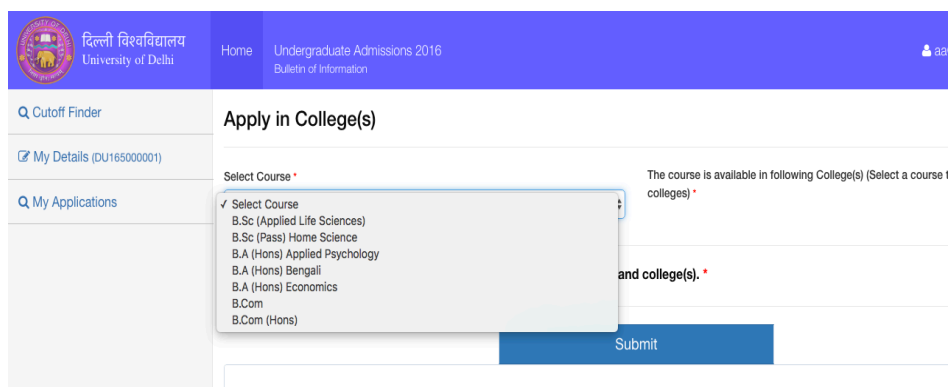
Click to view

5. From the dropdown list select courses in which Applicant wants to apply.



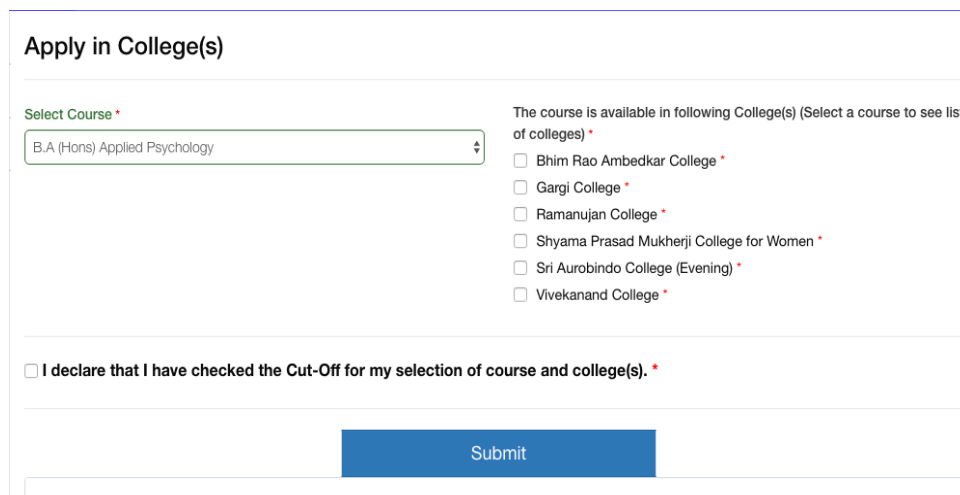
The screenshot shows a web form titled "Apply in College(s)". On the left, there is a sidebar with navigation links: "Cutoff Finder", "My Details (DU165000001)", and "My Applications". The main form area has a "Select Course" dropdown menu. To the right of the dropdown, there is a text prompt: "The course is available in following College(s) (Select a course to see list of colleges)". Below the dropdown, there is a checkbox labeled "I declare that I have checked the Cut-Off for my selection of course and college(s)". At the bottom right of the form is a blue "Submit" button.

6. On selecting a course, Applicant can see the list of colleges in which that selected course is available.



This screenshot shows the same "Apply in College(s)" form, but with the "Select Course" dropdown menu open. The dropdown list contains the following options: "Select Course", "B.Sc (Applied Life Sciences)", "B.Sc (Pass) Home Science", "B.A (Hons) Applied Psychology", "B.A (Hons) Bengali", "B.A (Hons) Economics", "B.Com", and "B.Com (Hons)". The rest of the form, including the declaration checkbox and the "Submit" button, remains visible in the background.

7. Applicant can select number of different colleges from the list in which he/she wants to get his/her application to be considered and check the declaration before clicking on "Submit" button.



The screenshot shows the "Apply in College(s)" form with the "Select Course" dropdown set to "B.A (Hons) Applied Psychology". To the right of the dropdown, there is a text prompt: "The course is available in following College(s) (Select a course to see list of colleges)". Below this prompt is a list of colleges, each with an unchecked checkbox: "Bhim Rao Ambedkar College", "Gargi College", "Ramanujan College", "Shyama Prasad Mukherji College for Women", "Sri Aurobindo College (Evening)", and "Vivekanand College". Below the list, there is a checkbox labeled "I declare that I have checked the Cut-Off for my selection of course and college(s)". At the bottom right of the form is a blue "Submit" button.

8. Applicant can see list of all the courses (w.r.t. colleges) in which he/she has applied.

Applicant is required to take the printout of the application by clicking on **“Print”** button given corresponding to the applications.

Your Applications

#	Ref. ID	Course	College	Cutoff	Date	Status	Action Required	Print College Application
1	100818/VC/26	B.A (Hons) Applied Psychology	Vivekanand College	1st Cut-Off	2016-06-30 06:54:54	New Application	Verify your documents in College	Print
2	100817/SACE/26	B.A (Hons) Applied Psychology	Sri Aurobindo College (Evening)	1st Cut-Off	2016-06-30 06:54:54	New Application	Verify your documents in College	Print
3	100816/SPMCW/26	B.A (Hons) Applied Psychology	Shyama Prasad Mukherji College for Women	1st Cut-Off	2016-06-30 06:54:54	New Application	Verify your documents in College	Print
4	100815/RAMAC/26	B.A (Hons) Applied Psychology	Ramanujan College	1st Cut-Off	2016-06-30 06:54:54	New Application	Verify your documents in College	Print
5	100814/GARGI/26	B.A (Hons) Applied Psychology	Gargi College	1st Cut-Off	2016-06-30 06:54:54	New Application	Verify your documents in College	Print
6	100813/ZHPGEC/51	B.Com (Hons)	Zakir Husain Delhi College(Evening)	1st Cut-Off	2016-06-30 06:33:02	New Application	Verify your documents in College	Print

9. Applicant can now go to the respective college for document verification. **(Please note that college will keep the documents with them for further processing. It is therefore advised that the applicant should go to the college in order of their preference of admission.)**

The applicants shall be required to produce following documents in original		
1.	Class X Board Examination Certificate	
2.	Class X Marks-Sheet	
3.	Class XII Marks-Sheet	
4.	Class XII Provisional Certificate / Original Certificate	
5.	Character Certificate (recent)	
6.	SC/ST/PwD/CW/KM Certificate (in the name of the candidate) issued by the competent authority	
7.	OBC (Non-Creamy Layer) Certificate (in the name of the Candidate) issued by competent authority	
8.	Transfer Certificate from school / college as well as Migration Certificate from Board / University are required from those students who have passed senior secondary exam from outside Delhi	
9.	At least two passport size self-attested photographs.	
<p>The University will accept self-attested copies of documents / papers provided by the students. It is made clear that if any false attestation / falsified records are detected, the student will be debarred from attending any course in the University / or its Colleges for next five years and in addition, a criminal case under relevant sections of IPC (viz. 470,471,474 etc.) will be instituted against him/her.</p>		

10. Applicants can track the “**Status**” of their application and perform the “**Action Required**” corresponding to the application.

33	100786/SLCE/50	B.Com	Shyam Lal College (Evening)	1st Cut-Off	2016-06-30 06:00:02	Approved By Principal	Payment Link	Print
34	100785/SLC/50	B.Com	Shyam Lal College	1st Cut-Off	2016-06-30 06:00:02	Approved By Principal	Payment Link	Print
35	100784/SHIVAJI/50	B.Com	Shivaji College	1st Cut-Off	2016-06-30 06:00:02	Approved By Principal	Payment Link	Print
36	100783/SBSC/50	B.Com	Shaheed Bhagat Singh College (Evening)	1st Cut-Off	2016-06-30 06:00:02	Approved By Principal	Payment Link	Print
37	100782/SBSC/50	B.Com	Shaheed Bhagat Singh College	1st Cut-Off	2016-06-30 06:00:02	Approved By Principal	Payment Link	Print

11. Please note that the “**Payment Link**” will appear in “**Action Required**” column for respective application. The Applicant is required to make payment by clicking on the given link.